



## Community United for Safety and Protection Statewide Poll

A Survey of Registered Alaskan Voters

Survey conducted by Hays Research Group  
12/1/16-12/5/16 , n= 904 , m.o.e. +/- 3.26%

## Table of Contents

Methodology	3
Question 1 - Screener / Gender	4
Question 2 - Most important issues being dealt with in Alaska (from list)	5
Question 3 - Awareness of current laws permitting officers to have sexual contact	6
Question 4 - Should police officer sexual contact be against the law?	7
Question 5 - Should the state stop spending resources arresting consenting adults for prostitution?	8
Question 6 - Should someone who forces a child into prostitution be charged with sex trafficking?	9
Question 7 - Should a partner who pressures someone to see more clients be charged with sex trafficking?	10
Question 8 - Should landlords or roommates, unaware of prostitution, be charged with sex trafficking?	11
Question 9 - Should adult sex workers who carpool between ANC and FAI be charged with sex trafficking on	12
Question 10 - Should outreach workers who provide sex workers condoms be charged with sex trafficking?	13

## Methodology

Hays Research Group was contracted by Community United for Safety and Protection to conduct this telephone survey as a means to collect data on opinions regarding prostitution and related laws in Alaska. This poll was fielded 12/1/16-12/5/16 among 904 registered voters in the state of Alaska. The sample size of 904 voters surveyed results in an overall margin of error of +/- 3.26% for this poll.

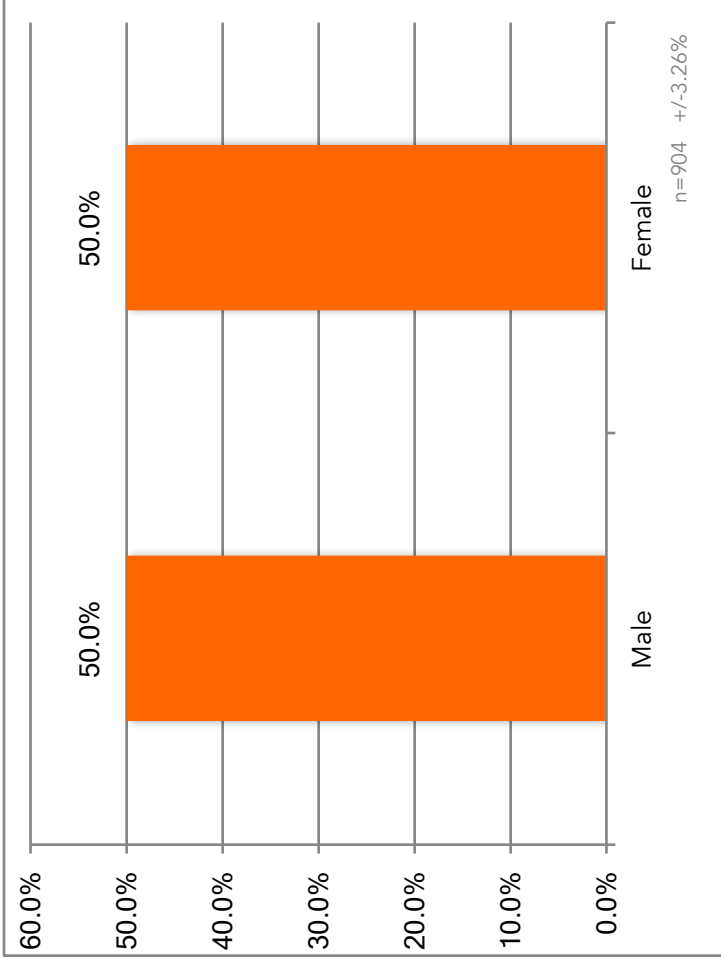
The sample of voters surveyed for this project was designed to accurately reflect the actual population percentages of each of the precincts within the state of Alaska. Within the voting history target, individuals were chosen at random from Hays Research Group's proprietary database of Alaskan household and cell phone numbers. Quotas were established to ensure the results reflect the actual population distribution within the State. If quotas could not be met for each criterion due to non-response, the results were weighted to reflect actual percentages. Callbacks were attempted as many as five times for each number to maximize the penetration of the sample. Quotas were also established to ensure that at least 50% of the completed interviews were completed with respondents on cell phones.

The survey instrument for this project was developed in concert with the client, and was reviewed by Hays Research Group staff to ensure that all of the wording was appropriate and would result in a statistically unbiased, useful and relevant survey. Once the client approved the final instrument, it was not altered in any way and was read verbatim by our call center staff. In instances where the survey respondent was given multiple options to choose from in a question, the choices were rotated at random by our computer program to eliminate order bias.

CATI (Computer Assisted Telephone Interview) software is used by all of our call center staff to ensure fast and accurate data collection as they conduct the telephone survey. Interviews for this project were randomly monitored in real time by the research director to ensure the quality and accuracy of this survey. Data collected in this interview was analyzed using SPSS and JMP software. Cross tabulations for questions are available at the end of this report.

## Question 1 - Screener / Gender

Hi, my name is \_\_\_\_\_. I am calling from Hays Research Group, and I am not selling anything. I'm conducting an opinion survey regarding prostitution laws. I'd like to get your opinion. Do you have a few minutes to answer our questions? Great, thank you. If you have no opinion, or don't know for some of these questions, I'd like to know that too. Are you at least 18 years old? (Terminate if "no") Community United for Safety and Protection is investigating if Alaskans support Amnesty International's 2016 policy position to not arrest people for prostitution which would stop the state from spending money on arresting people for prostitution, as there are already laws on the books addressing rape, robbery, theft, coercion, extortion, assault, battery, sex trafficking, kidnapping, and murder. I want to get your opinion about some issues that could impact the state's budget.



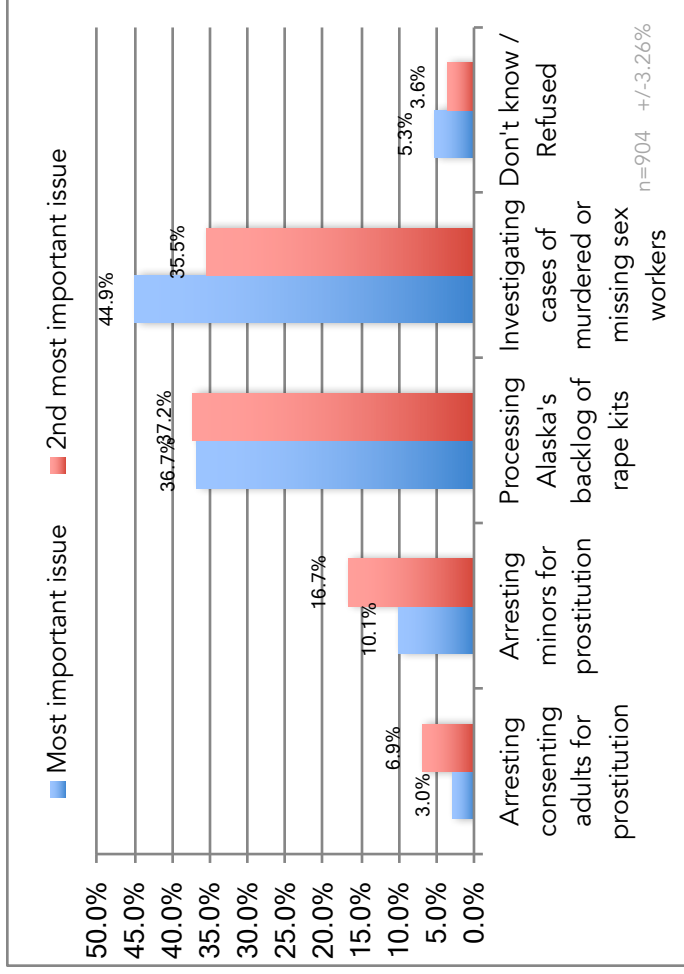
Male 50.0%  
Female 50.0%

### Analysis

Additional cross tabulations for Question 1 can be found on page 15 of this report.

## Question 2 - Most important issues being dealt with in Alaska (from list)

I am going to read you four issues. Please tell me which one is the most important issue to you. From the same list, please tell me which is the second most important issue to you.



### Analysis

Additional cross tabulations for Question 2 can be found on pages 16-17 of this report.

### Most important issue

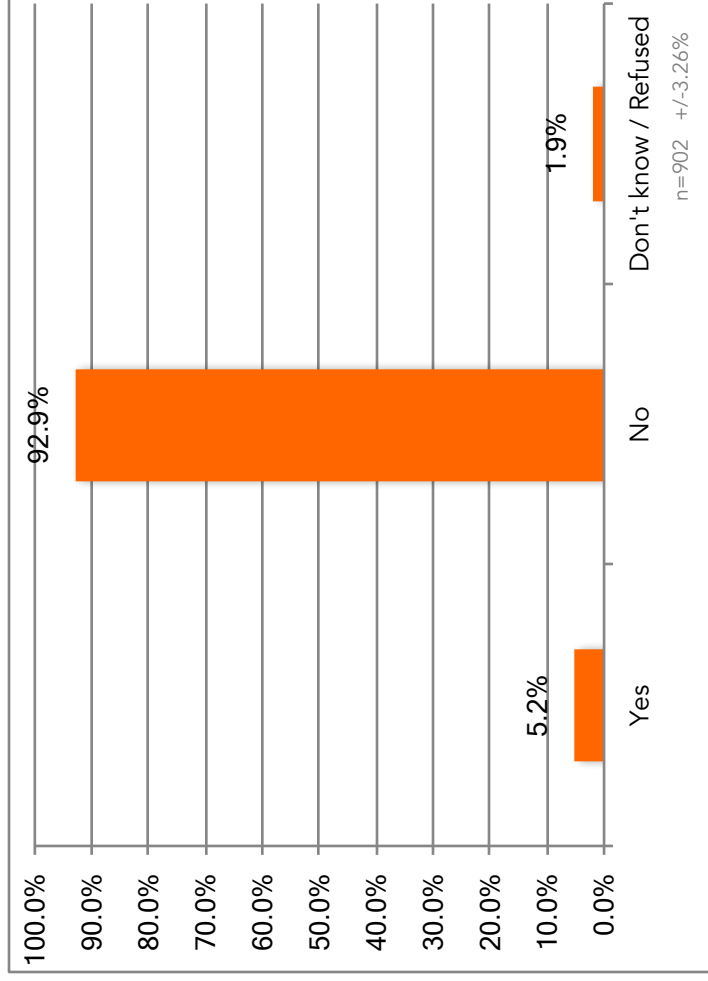
Arresting consenting adults for prostitution	3.0%
Arresting minors for prostitution	10.1%
Processing Alaska's backlog of rape kits	36.7%
Investigating cases of murdered or missing sex workers	44.9%
Don't know / Refused	5.3%

### 2nd most important issue

Arresting consenting adults for prostitution	6.9%
Arresting minors for prostitution	16.7%
Processing Alaska's backlog of rape kits	37.2%
Investigating cases of murdered or missing sex workers	35.5%
Don't know / Refused	3.6%

### Question 3 - Awareness of current laws permitting officers to have sexual contact

Are you aware that under current Alaska law, police officers are permitted to have sexual contact or intercourse with women before arresting them for prostitution?



#### Analysis

Republicans: 6% Yes / 93% No / 1% DK/Ref.

Democrats: 4% Yes / 93% No / 3% DK/Ref.

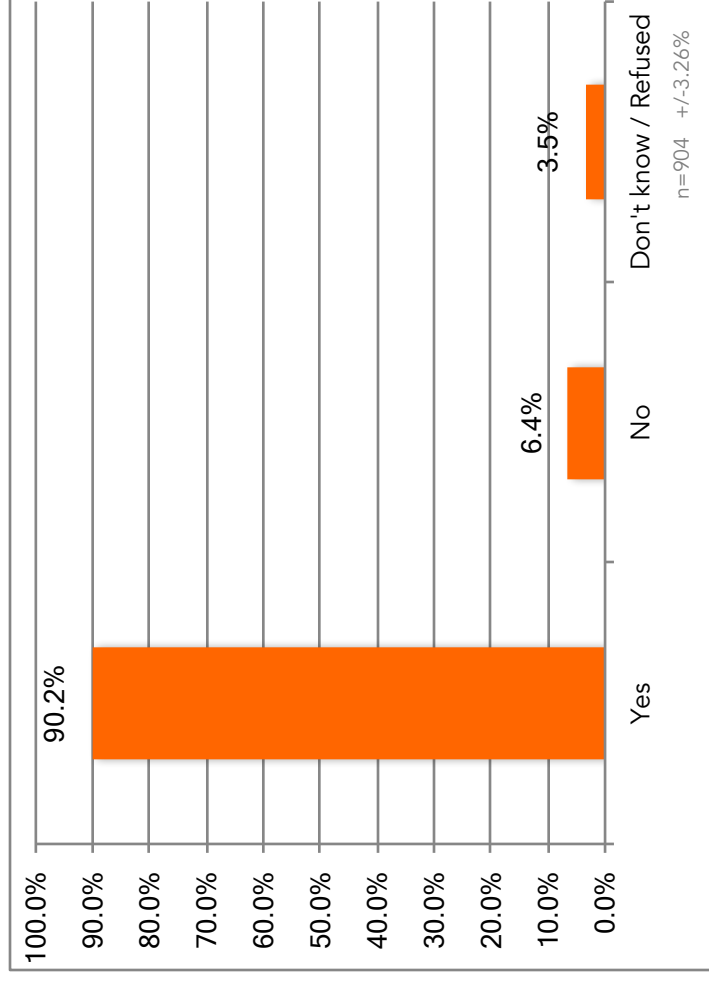
Other: 5% Yes / 92% No / 2% DK/Ref.

Additional cross tabulations for Question 3 can be found on page 18 of this report.

Yes	5.2%
No	92.9%
Don't know / Refused	1.9%

## Question 4 - Should police officer sexual contact be against the law?

Do you think it should be against the law for police officers to have sexual contact or intercourse with individuals they are investigating?



### Analysis

Republicans: 88% Yes / 7% No / 5% DK/Ref.

Democrats: 91% Yes / 7% No / 2% DK/Ref.

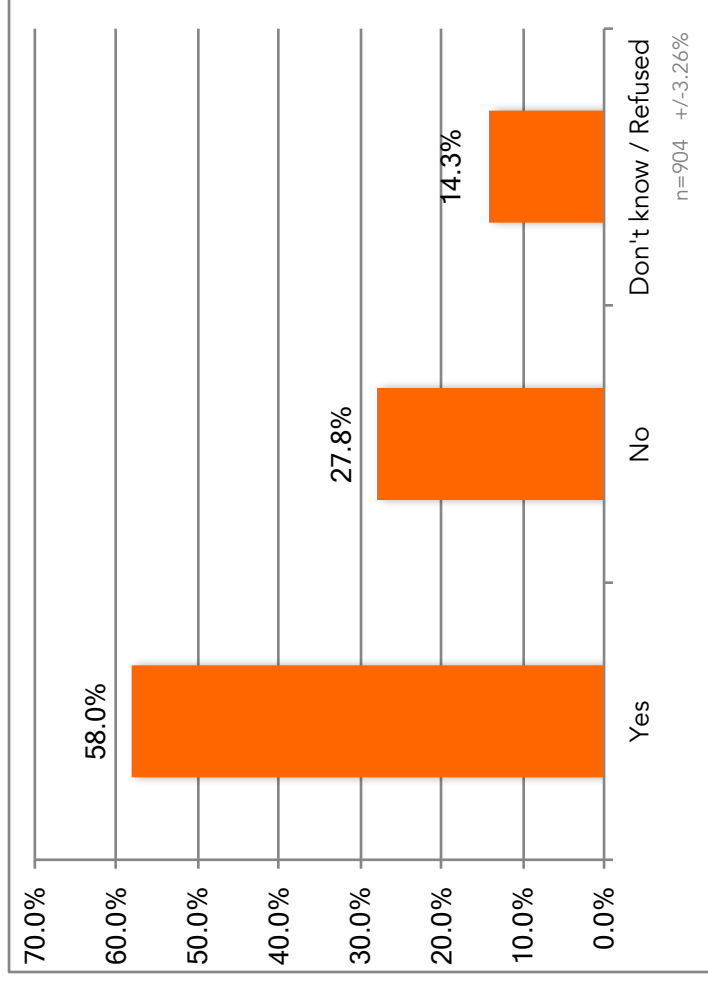
Other: 91% Yes / 6% No / 3% DK/Ref.

Additional cross tabulations for Question 4 can be found on page 19 of this report.

Yes	90.2%
No	6.4%
Don't know / Refused	3.5%

## Question 5 - Should the state stop spending resources arresting consenting adults for prostitution?

Should the state stop spending resources arresting consenting adults for prostitution?



### Analysis

Republicans: 51% Yes / 36% No / 13% DK/Ref.

Democrats: 63% Yes / 21% No / 16% DK/Ref.

Other: 60% Yes / 25% No / 15% DK/Ref.

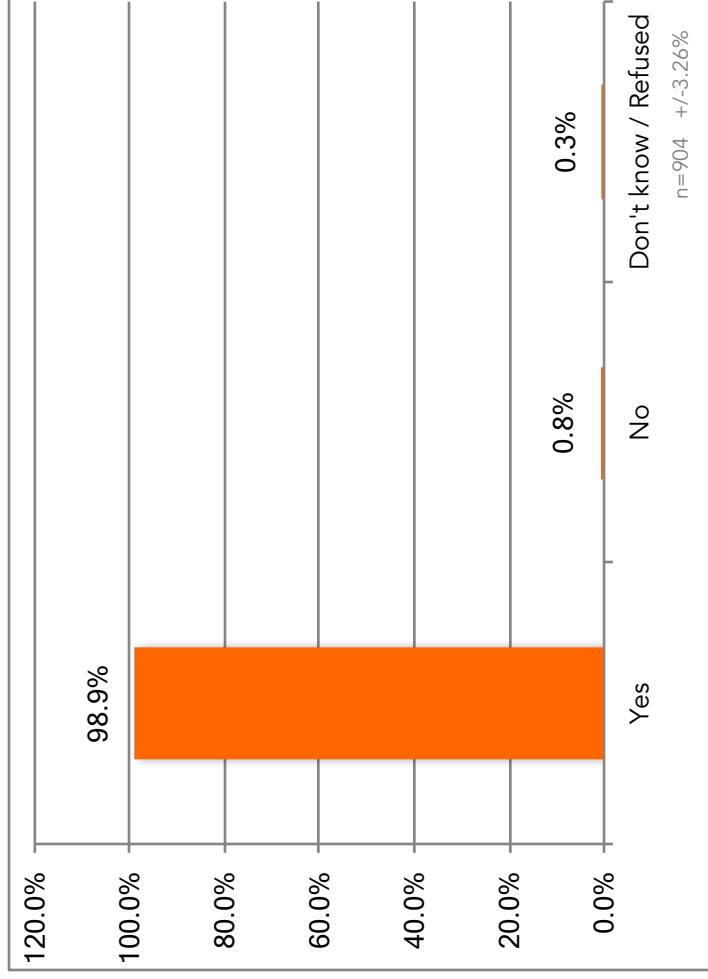
Additional cross tabulations for Question 5 can be found on page 20 of this report.

Yes	58.0%
No	27.8%
Don't know / Refused	14.3%



## Question 6 - Should someone who forces a child into prostitution be charged with sex trafficking?

Should someone who forces a child into prostitution be charged with sex trafficking?



### Analysis

Republicans: 99% Yes / 1% No / 0% DK/Ref.

Democrats: 98% Yes / 1% No / 1% DK/Ref.

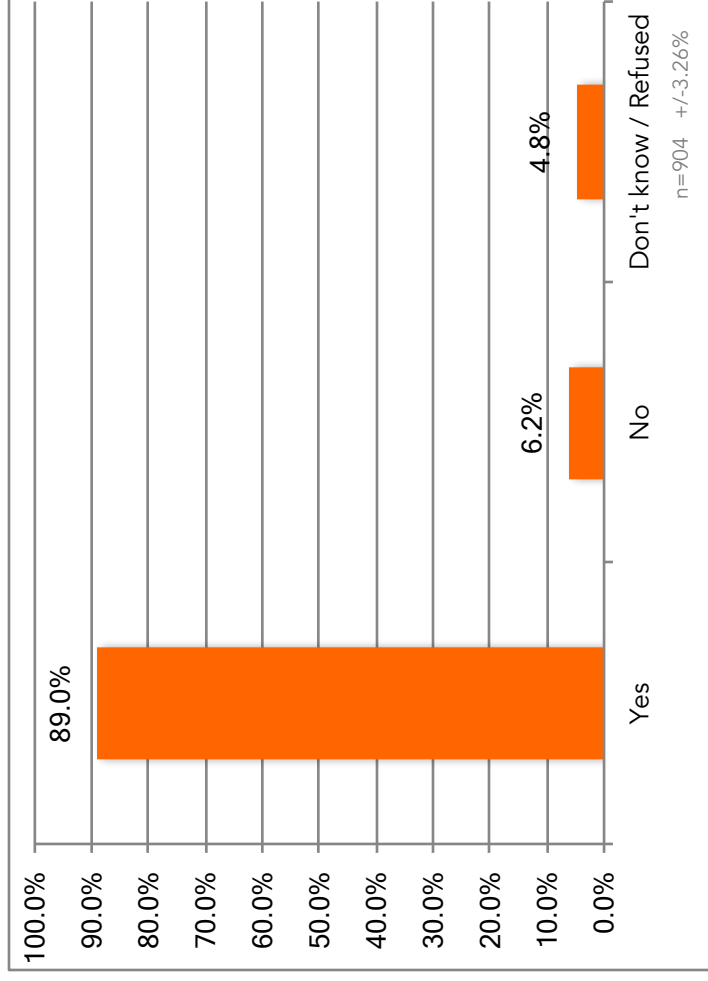
Other: 99% Yes / 1% No / 0% DK/Ref.

Additional cross tabulations for Question 6 can be found on page 21 of this report.

Yes	98.9%
No	0.8%
Don't know / Refused	0.3%

## Question 7 - Should a partner who pressures someone to see more clients be charged with sex trafficking?

Should an abusive partner of a sex worker who pressures them to see more clients than they say they want to be charged with sex trafficking?



### Analysis

Republicans: 90% Yes / 4% No / 6% DK/Ref.

Democrats: 91% Yes / 6% No / 4% DK/Ref.

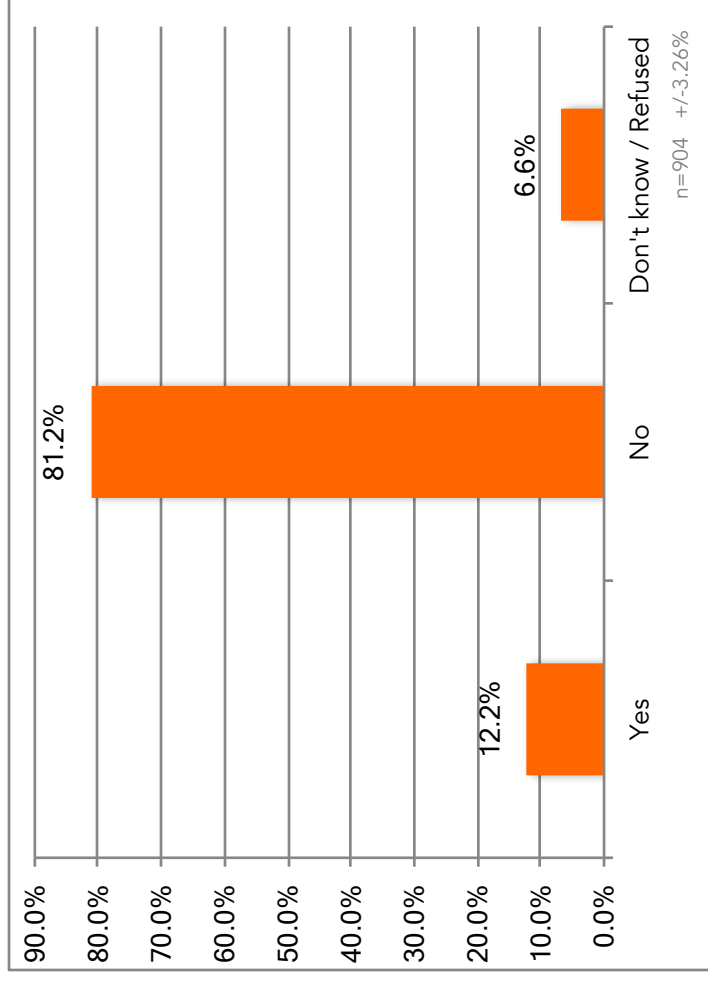
Other: 88% Yes / 8% No / 4% DK/Ref.

Additional cross tabulations for Question 7 can be found on page 22 of this report.

Yes	89.0%
No	6.2%
Don't know / Refused	4.8%

## Question 8 - Should landlords or roommates, unaware of prostitution, be charged with sex trafficking?

Should landlords or roommates of adult sex workers, even if they are not aware of prostitution occurring on the premises, be charged with sex trafficking?



### Analysis

Republicans: 14% Yes / 78% No / 8% DK/Ref.

Democrats: 7% Yes / 83% No / 10% DK/Ref.

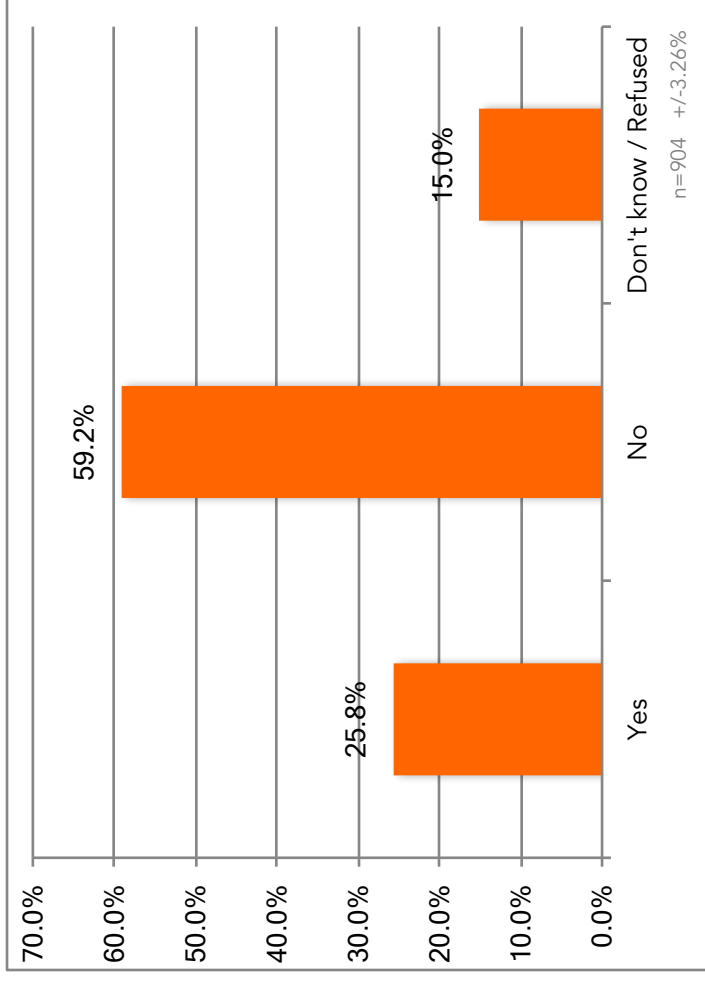
Other: 13% Yes / 82% No / 5% DK/Ref.

Additional cross tabulations for Question 8 can be found on page 23 of this report.

Yes	12.2%
No	81.2%
Don't know / Refused	6.6%

### Question 9 - Should adult sex workers who carpool between ANC and FAI be charged with sex trafficking one another?

Should adult sex workers who carpool between Fairbanks and Anchorage be charged with sex trafficking one another?



#### Analysis

Republicans: 33% Yes / 50% No / 18% DK/Ref.

Democrats: 19% Yes / 69% No / 12% DK/Ref.

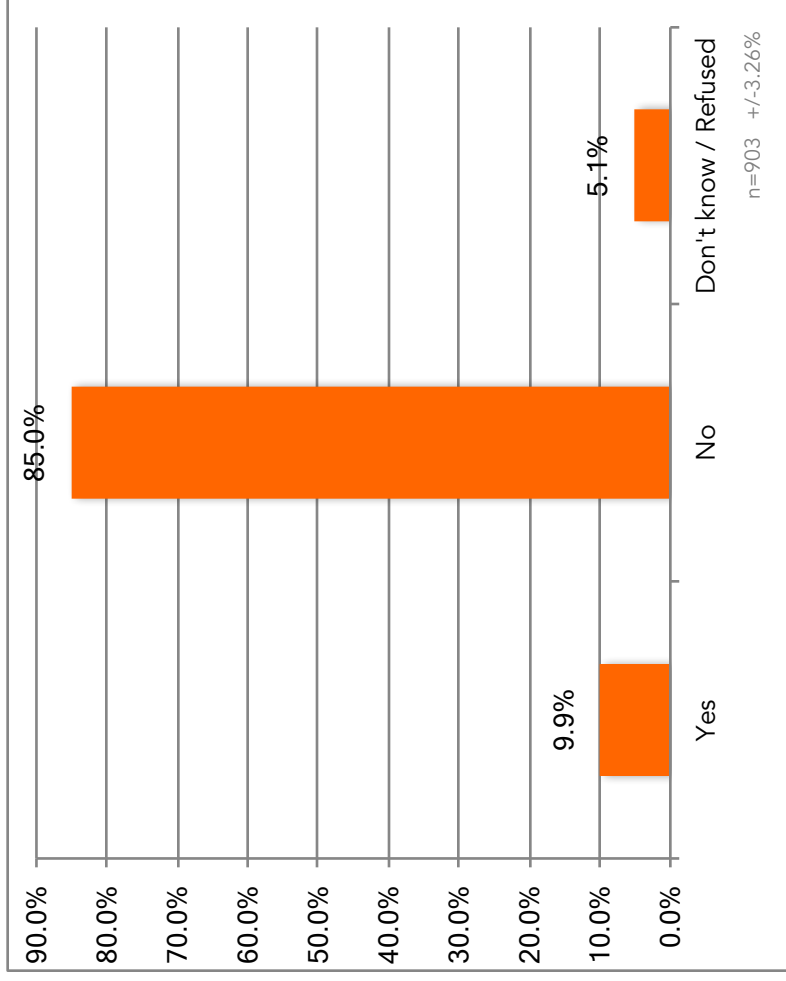
Other: 24% Yes / 61% No / 15% DK/Ref.

Additional cross tabulations for Question 9 can be found on page 24 of this report.

Yes	25.8%
No	59.2%
Don't know / Refused	15.0%

## Question 10 - Should outreach workers who provide sex workers condoms be charged with sex trafficking?

Should outreach workers who provide adult sex workers with condoms be charged with sex trafficking?



### Analysis

Republicans: 14% Yes / 78% No / 8% DK/Ref.

Democrats: 5% Yes / 91% No / 3% DK/Ref.

Other: 9% Yes / 87% No / 4% DK/Ref.

Additional cross tabulations for Question 10 can be found on page 25 of this report.

Yes	9.9%
No	85.0%
Don't know / Refused	5.1%

Hays Research Group  
 AK STATEWIDE-CUSP 2016 SURVEY  
 Dec 2016

Q1. Are you 18 years old or older?

	Gender		AGE							Party				
	M	F	18-34	35-44	45-54	55-64	65+	N	U	R	D	G	Other	
<b>Total</b>	452	452	89	110	145	246	309	183	218	290	191	4	18	
<b>Base</b>	452	452	89	110	145	246	309	183	218	290	191	4	18	
<b>Yes</b>	100%	100%	100%	100%	100%	100%	100%	100%	100%	100%	100%	100%	100%	
<b>No</b>	-	-	-	-	-	-	-	-	-	-	-	-	-	
<b>Don't know / Refused</b>	-	-	-	-	-	-	-	-	-	-	-	-	-	

Hays Research Group  
 AK STATEWIDE-CUSP 2016 SURVEY  
 Dec 2016

Gender: (BY OBSERVATION)

	Gender		AGE							Party				
	M	F	18-34	35-44	45-54	55-64	65+	N	U	R	D	G	Other	
<b>Total</b>	452	452	89	110	145	246	309	183	218	290	191	4	18	
<b>Male</b>	452	-	48	55	70	114	164	86	96	160	93	4	12	
	100%	-	54%	50%	48%	46%	53%	47%	44%	55%	48%	100%	69%	
<b>Female</b>	-	452	41	55	75	132	145	97	121	130	99	-	5	
	-	100%	46%	50%	52%	54%	47%	53%	56%	45%	52%	-	31%	

Hays Research Group  
AK STATEWIDE-CUSP 2016 SURVEY  
Dec 2016

Q2A. I am going to read you four different but related issues currently being dealt with in Alaska. Please tell me which one is the most important to you.

	Gender		AGE							Party				
	M	F	18-34	35-44	45-54	55-64	65+	N	U	R	D	G	Other	
<b>Total</b>	<b>452</b>	<b>452</b>	<b>89</b>	<b>110</b>	<b>145</b>	<b>246</b>	<b>309</b>	<b>183</b>	<b>218</b>	<b>290</b>	<b>191</b>	<b>4</b>	<b>18</b>	
Arresting Consenting Adults for Prostitution	27 3%	17 4%	2 2%	5 4%	4 3%	3 1%	13 4%	8 4%	3 1%	11 4%	3 2%	1 25%	-	
Arresting Minors for Prostitution	91 10%	42 9%	13 14%	12 11%	10 7%	25 10%	31 10%	8 4%	28 13%	38 13%	16 8%	-	1 6%	
Processing Alaska's Backlog of Rape Kits	332 37%	161 36%	37 42%	37 33%	56 39%	96 39%	104 34%	71 39%	72 33%	96 33%	83 43%	2 50%	8 48%	
Investigating Cases of Murdered or Missing Sex Workers	406 45%	207 46%	34 39%	54 49%	64 44%	115 47%	136 44%	89 49%	104 48%	123 42%	81 42%	1 25%	7 41%	
Don't know	42 5%	21 5%	2 2%	2 2%	8 6%	5 2%	23 7%	7 4%	9 4%	18 6%	8 4%	-	-	
Refused	6 1%	4 1%	-	-	2 2%	2 1%	2 1%	-	1 1%	3 1%	1 1%	-	1 5%	



Hays Research Group  
AK STATEWIDE-CUSP 2016 SURVEY  
Dec 2016

Q2B. From that same list, please tell me which one is the second most important to you.

	Gender		AGE							Party				
	M	F	18-34	35-44	45-54	55-64	65+	N	U	R	D	G	Other	
<b>Base</b>	856	427	429	86	108	134	239	284	176	208	268	182	4	17
Arresting Consenting Adults for Prostitution	59 7%	32 6%	27 6%	7 8%	8 8%	10 7%	12 5%	22 8%	11 6%	10 5%	31 12%	7 4%	-	-
Arresting Minors for Prostitution	143 17%	73 17%	70 16%	18 21%	15 14%	15 11%	38 16%	56 20%	39 22%	33 16%	46 17%	23 13%	-	2 13%
Processing Alaska's Backlog of Rape Kits	318 37%	155 36%	163 38%	26 30%	44 41%	57 43%	90 37%	100 35%	62 35%	90 44%	91 34%	67 37%	1 25%	6 36%
Investigating Cases of Murdered or Missing Sex Workers	303 35%	147 34%	156 36%	33 39%	41 38%	50 37%	88 37%	89 31%	61 34%	68 33%	85 32%	80 44%	2 50%	7 44%
Don't know	27 3%	15 4%	12 3%	2 2%	-	2 2%	9 4%	15 5%	3 2%	4 2%	14 5%	4 2%	1 25%	1 7%
Refused	4 1%	4 1%	-	-	-	-	2 1%	2 1%	-	2 1%	1 *	1 1%	-	-

Hays Research Group  
 AK STATEWIDE-CUSP 2016 SURVEY  
 Dec 2016

Q3. Are you aware that under current Alaska law, police officers are permitted to have sexual contact or intercourse with women before arresting them for prostitution?

	Gender		AGE							Party				
	M	F	18-34	35-44	45-54	55-64	65+	N	U	R	D	G	Other	
<b>Total</b>	904	452	89	110	145	246	309	183	218	290	191	4	18	
<b>Base</b>	47	15	6	6	10	4	20	10	11	17	8	1	-	
<b>Yes</b>	5%	3%	7%	6%	7%	2%	6%	6%	5%	6%	4%	25%	-	
<b>No</b>	838	431	82	102	132	235	282	169	201	270	177	3	18	
	93%	95%	93%	92%	91%	95%	91%	92%	92%	93%	93%	75%	100%	
<b>Don't know</b>	15	10	-	2	-	6	5	3	5	2	4	-	-	
	2%	2%	-	2%	-	2%	2%	2%	2%	1%	2%	-	-	
<b>Refused</b>	5	3	-	-	2	1	2	1	1	1	2	-	-	
	1%	1%	-	-	2%	*	1%	1%	*	*	1%	-	-	

Q4. Do you think it should be against the law for police officers to have sexual contact or intercourse with individuals they are investigating?

	Gender		AGE						Party				
	M	F	18-34	35-44	45-54	55-64	65+	N	U	R	D	G	Other
<b>Total</b>	452	452	89	110	145	246	309	183	218	290	191	4	18
<b>Base</b>	904	452	89	110	145	246	309	183	218	290	191	4	18
<b>Yes</b>	389	425	83	99	127	225	274	170	194	255	175	4	16
	90%	94%	94%	90%	88%	91%	89%	93%	89%	88%	91%	100%	89%
<b>No</b>	38	20	4	8	10	10	25	8	15	20	13	-	2
	6%	4%	5%	7%	7%	4%	8%	5%	7%	7%	7%	-	11%
<b>Don't Know</b>	22	6	1	3	7	8	7	4	7	14	3	-	-
	3%	5%	1%	3%	5%	3%	2%	2%	3%	5%	2%	-	-
<b>Refused</b>	3	1	-	-	-	2	2	1	2	1	-	-	-
	* 1%	* 1%	-	-	-	1%	1%	* 1%	1%	* 1%	-	-	-

Hays Research Group  
 AK STATEWIDE-CUSP 2016 SURVEY  
 Dec 2016

Q5. Should the state stop spending resources arresting consenting adults for prostitution?

	Gender		AGE						Party				
	M	F	18-34	35-44	45-54	55-64	65+	N	U	R	D	G	Other
<b>Total</b>	452	452	89	110	145	246	309	183	218	290	191	4	18
<b>Base</b>	904	452	89	110	145	246	309	183	218	290	191	4	18
<b>Yes</b>	524	252	56	65	79	145	178	113	127	148	120	4	12
	58%	60%	63%	60%	55%	59%	58%	62%	58%	51%	63%	100%	67%
<b>No</b>	251	125	24	28	45	65	86	42	61	105	40	-	4
	28%	28%	27%	25%	31%	27%	28%	23%	28%	36%	21%	-	23%
<b>Don't know</b>	122	49	9	16	19	32	45	26	28	35	31	-	2
	13%	11%	10%	14%	13%	13%	15%	14%	13%	12%	16%	-	10%
<b>Refused</b>	7	6	-	1	2	4	-	2	2	2	1	-	-
	1%	1%	-	1%	2%	2%	-	1%	1%	1%	*	-	-

Hays Research Group  
 AK STATEWIDE-CUSP 2016 SURVEY  
 Dec 2016

Q6. Should someone who forces a child into prostitution be charged with sex trafficking?

	Gender		AGE							Party				
	M	F	18-34	35-44	45-54	55-64	65+	N	U	R	D	G	Other	
Total	452	452	89	110	145	246	309	183	218	290	191	4	18	
Base	904	452	89	110	145	246	309	183	218	290	191	4	18	
Yes	449	446	88	109	142	244	305	182	216	287	188	4	18	
	99%	99%	99%	99%	99%	99%	99%	100%	99%	99%	98%	100%	100%	
No	2	5	1	-	1	1	4	1	2	2	2	-	-	
	1%	1%	1%	-	1%	*	1%	*	1%	1%	1%	-	-	
Don't Know	1	2	-	1	1	1	-	-	-	1	2	-	-	
	*	*	-	1%	1%	*	-	-	-	*	1%	-	-	
Refused	-	-	-	-	-	-	-	-	-	-	-	-	-	
	-	-	-	-	-	-	-	-	-	-	-	-	-	

Hays Research Group  
 AK STATEWIDE-CUSP 2016 SURVEY  
 Dec 2016

Q7. Should an abusive partner of a sex worker who pressures them to see more clients than they say they want to be charged with sex trafficking?

	Gender		AGE							Party				
	M	F	18-34	35-44	45-54	55-64	65+	N	U	R	D	G	Other	
<b>Total</b>	452	452	89	110	145	246	309	183	218	290	191	4	18	
<b>Base</b>	904	452	89	110	145	246	309	183	218	290	191	4	18	
<b>Yes</b>	391	414	83	101	130	217	269	167	186	260	174	4	15	
	87%	92%	93%	91%	90%	88%	87%	91%	85%	90%	91%	100%	83%	
<b>No</b>	34	22	4	5	8	17	22	12	20	11	11	-	2	
	8%	5%	5%	5%	5%	7%	7%	7%	9%	4%	6%	-	11%	
<b>Don't Know</b>	24	16	2	4	7	11	17	4	11	18	7	-	1	
	5%	4%	2%	4%	5%	4%	5%	2%	5%	6%	4%	-	5%	
<b>Refused</b>	2	-	-	-	-	1	1	-	1	1	-	-	-	
	*	-	-	-	-	*	*	-	1%	*	-	-	-	

Hays Research Group  
 AK STATEWIDE-CUSP 2016 SURVEY  
 Dec 2016

Q8. Should landlords or roommates of adult sex workers, even if they are not aware of prostitution occurring on the premises, be charged with sex trafficking?

	Gender		AGE							Party				
	M	F	18-34	35-44	45-54	55-64	65+	N	U	R	D	G	Other	
<b>Total</b>	904	452	89	110	145	246	309	183	218	290	191	4	18	
<b>Base</b>	904	452	89	110	145	246	309	183	218	290	191	4	18	
<b>Yes</b>	110 12%	55 12%	10 11%	13 12%	15 10%	27 11%	43 14%	27 15%	27 12%	41 14%	12 7%	-	2 11%	
<b>No</b>	734 81%	371 82%	75 84%	90 82%	122 85%	203 82%	241 78%	147 80%	182 84%	228 79%	159 83%	4 100%	14 77%	
<b>Don't Know</b>	57 6%	24 5%	4 5%	6 5%	7 5%	14 6%	25 8%	9 5%	8 4%	21 7%	18 9%	-	2 11%	
<b>Refused</b>	3 *	1 *	-	1 1%	-	2 1%	-	-	1 1%	-	2 1%	-	-	

Hays Research Group  
 AK STATEWIDE-CUSP 2016 SURVEY  
 Dec 2016

Q9. Should adult sex workers who carpool back and forth between Fairbanks and Anchorage be charged with sex trafficking one another?

	Gender		AGE						Party				
	M	F	18-34	35-44	45-54	55-64	65+	N	U	R	D	G	Other
<b>Total</b>	452	452	89	110	145	246	309	183	218	290	191	4	18
<b>Base</b>	904	452	89	110	145	246	309	183	218	290	191	4	18
<b>Yes</b>	233	142	25	33	31	54	85	44	51	95	36	-	6
	26%	32%	29%	30%	21%	22%	28%	24%	24%	33%	19%	-	34%
<b>No</b>	535	232	57	70	90	159	158	108	135	145	132	4	10
	59%	51%	65%	64%	63%	65%	51%	59%	62%	50%	69%	100%	59%
<b>Don't Know</b>	131	77	6	7	23	29	65	31	29	48	23	-	1
	14%	17%	7%	6%	16%	12%	21%	17%	13%	17%	12%	-	6%
<b>Refused</b>	5	1	-	-	-	4	1	-	2	2	1	-	-
	1%	1%	-	-	-	2%	*	-	1%	1%	*	-	-



Hays Research Group  
 AK STATEWIDE-CUSP 2016 SURVEY  
 Dec 2016

Q10. Should outreach workers who provide adult sex workers with condoms be charged with sex trafficking?

	Gender		AGE						Party				
	M	F	18-34	35-44	45-54	55-64	65+	N	U	R	D	G	Other
<b>Total</b>	452	452	89	110	145	246	309	183	218	290	191	4	18
<b>Base</b>	904	452	89	110	145	246	309	183	218	290	191	4	18
<b>Yes</b>	89	54	10	10	8	21	39	20	18	40	10	-	2
	10%	12%	11%	9%	6%	8%	13%	11%	8%	14%	5%	-	10%
<b>No</b>	397	372	77	96	131	218	243	154	193	227	175	4	16
	88%	82%	87%	87%	91%	89%	79%	84%	89%	78%	91%	100%	90%
<b>Don't Know</b>	20	26	2	4	5	8	27	9	7	23	7	-	-
	5%	4%	2%	4%	3%	3%	9%	5%	3%	8%	3%	-	-
<b>Refused</b>	1	1	-	-	-	-	1	1	-	-	-	-	-
	*	*	-	-	-	-	*	*	-	-	-	-	-

Hays Research Group  
 AK STATEWIDE-CUSP 2016 SURVEY  
 Dec 2016

Q11. Can you tell me what age range you fall in? Are you between age 18-34, 35-44, 45-54, 55-64, or 65 and older?

	Gender		AGE							Party				
	M	F	18-34	35-44	45-54	55-64	65+	N	U	R	D	G	Other	
<b>Total</b>	<b>904</b>	<b>452</b>	<b>89</b>	<b>110</b>	<b>145</b>	<b>246</b>	<b>309</b>	<b>183</b>	<b>218</b>	<b>290</b>	<b>191</b>	<b>4</b>	<b>18</b>	
<b>18-34</b>	<b>89</b> 10%	<b>41</b> 9%	<b>89</b> 100%	-	-	-	-	<b>9</b> 5%	<b>24</b> 11%	<b>24</b> 8%	<b>31</b> 16%	-	<b>1</b> 5%	
<b>35-44</b>	<b>110</b> 12%	<b>55</b> 12%	-	<b>110</b> 100%	-	-	-	<b>13</b> 7%	<b>38</b> 18%	<b>27</b> 9%	<b>27</b> 14%	<b>1</b> 25%	<b>4</b> 24%	
<b>45-54</b>	<b>145</b> 16%	<b>70</b> 15%	-	-	<b>145</b> 100%	-	-	<b>24</b> 13%	<b>43</b> 20%	<b>49</b> 17%	<b>25</b> 13%	-	<b>3</b> 18%	
<b>55-64</b>	<b>246</b> 27%	<b>114</b> 25%	-	-	-	<b>246</b> 100%	-	<b>52</b> 29%	<b>57</b> 26%	<b>85</b> 29%	<b>45</b> 24%	<b>2</b> 50%	<b>4</b> 24%	
<b>65+</b>	<b>309</b> 34%	<b>164</b> 36%	-	-	-	-	<b>309</b> 100%	<b>84</b> 46%	<b>54</b> 25%	<b>101</b> 35%	<b>63</b> 33%	<b>1</b> 25%	<b>5</b> 29%	
<b>Don't Know</b>	<b>1</b> *	<b>-</b>	-	-	-	-	-	-	-	<b>1</b> *	-	-	-	
<b>Refused</b>	<b>5</b> 1%	<b>2</b> *	-	-	-	-	-	-	<b>1</b> *	<b>3</b> 1%	<b>1</b> 1%	-	-	

Hays Research Group  
 AK STATEWIDE-CUSP 2016 SURVEY  
 Dec 2016

Qpty. Party

	Gender		AGE						Party				
	M	F	18-34	35-44	45-54	55-64	65+	N	U	R	D	G	Other
<b>Total</b>	904	452	89	110	145	246	309	183	218	290	191	4	18
	183	97	9	13	24	52	84	183	-	-	-	-	-
	20%	21%	10%	12%	17%	21%	27%	100%	-	-	-	-	-
<b>Base</b>	904	452	89	110	145	246	309	183	218	290	191	4	18
<b>N</b>	183	86	9	13	24	52	84	183	-	-	-	-	-
	24%	21%	27%	35%	30%	23%	18%	-	218	-	-	-	-
<b>U</b>	218	121	24	38	43	57	54	-	100%	-	-	-	-
	24%	27%	27%	35%	30%	23%	18%	-	100%	-	-	-	-
<b>R</b>	290	160	24	27	49	85	101	-	-	290	-	-	-
	32%	35%	27%	24%	34%	34%	33%	-	-	100%	-	-	-
<b>D</b>	191	93	31	27	25	45	63	-	-	-	191	-	-
	21%	21%	35%	24%	17%	18%	20%	-	-	-	100%	-	-
<b>G</b>	4	4	-	1	-	2	1	-	-	-	-	4	-
	*	1%	-	1%	-	1%	*	-	-	-	-	100%	-
<b>Other</b>	18	12	1	4	3	4	5	-	-	-	-	-	18
	2%	3%	1%	4%	2%	2%	2%	-	-	-	-	-	100%